

ICMR Case Collection

ICFAI Center for Management Research

Cisco Systems - The Supply Chain Story

ITSY 001

This case was written by **A. Mukund**, the help of **K. Subhadra**, ICFAI Center for Management Research (ICMR). It was compiled from published sources, and is intended to be used as a basis for class discussion rather than to illustrate either effective or ineffective handling of a management situation.



© 2002 ICFAI Center for Management Research. All rights reserved. No part of this publication may be reproduced, stored in a retrieval system, used in a spreadsheet, or transmitted in any form or by any means - electronic or mechanical, without permission.

For enquiries regarding bulk purchases and reprint permissions, please call 91-40-23430462/63 or write to ICFAI Center for Management Research, 49, Nagarjuna Hills, Panjagutta, Hyderabad 500082, India or email icmr@icfai.org. Copies of this case can also be purchased online from the ICMR website, www.icmrindia.org.

CISCO SYSTEMS – THE SUPPLY CHAIN STORY

“Networked manufacturing processes have enabled Cisco to manufacture new world products with new world processes, resulting in a competitive advantage for Cisco and enhanced satisfaction for Cisco customers.”

- Carl Redfield, Senior Vice President, Manufacturing and Worldwide Logistics, Cisco Systems, in 2000.

A COMPANY IN TROUBLE

In August 2001, the San Jose, California based, computer-networking company Cisco Systems Inc (Cisco) surprised industry observers by announcing its first ever negative earnings in more than a decade. In the third quarter of fiscal 2001, the company's sales had decreased by 30%. Cisco had to write off inventory worth \$ 2.2 billion and lay off 8,500 people.

By the end of 2001, the market capitalization of the company was down to \$ 154 billion and per employee profit was \$ 240,000 (down from \$ 700,000 in 2000). This was in sharp contrast to the situation in early 2000, when Cisco was one of the most successful companies in the Internet world with a market capitalization of \$ 579 billion (It had become the world's most valuable company surpassing even Microsoft's market capitalization of \$ 578 billion).

According to John Chambers (Chambers), Cisco's CEO, neither the company's software nor its management were to blame for the company's poor performance. Analysts were puzzled that while other networking companies, with far less sophisticated information technology infrastructure than Cisco, had begun downgrading their forecasts in the wake of the impending downturn in the industry months earlier, Cisco did not lower its inventory like other companies.

What came however as the biggest surprise were the allegations by some analysts that the company's 'highly regarded' systems were to be blamed for this situation. According to analysts, over reliance on technology prevented Cisco from seeing the impending downturn that was clear to everyone else and led the company down a disastrous path.

CISCO – THE NETWORKED SUPPLY CHAIN

Cisco was founded in 1984 by a group of computer scientists at Stanford. They designed an operating software called IOS (Internet Operating System) that could route streams of data from one computer to another. The software was loaded into a box containing microprocessors specially designed for routing. This was the router, a machine that made Cisco a hugely successful venture over the next two decades (Refer Table I for details of Cisco's growth).

This case was written by **A. Mukund**, with help of **K. Subhadra**, ICFAI Center for Management Research (ICMR).

© 2002, ICFAI Center for Management Research. All rights reserved. No part of this publication may be reproduced, stored in a retrieval system, used in a spreadsheet, or transmitted in any form or by any means – electronic or mechanical, without permission.

To order copies, call 0091-40-2343-0462/63 or write to ICFAI Center for Management Research, Plot # 49, Nagarjuna Hills, Hyderabad 500 082, India or email icmr@icfai.org. Website: www.icmrindia.org

In 1985, the company started a customer support site through which customers could download software over FTP¹ and also upgrade the downloaded software. It also provided technical support through e-mail to its customers. In 1990, Cisco installed a bug report database on its site. The database contained information about potential software problems to help customers and developers. The system allowed customers to find out whether a specific problem was unique, and if not, how other customers had solved that problem.

By 1991, Cisco’s support center was receiving around 3,000 calls a month. This figure increased to 12,000 by 1992. In order to deal with the large volume of transactions, the company built a customer support system on its website. In 1993, Cisco installed an Internet based system for its large customers, usually multinational enterprises. The system allowed customers to post queries, about their software problems. Cisco also installed a trigger function called ‘Bug Alert,’ which sent emails containing information on software problems within 24 hours of their discovery.

TABLE I
CISCO – THE MILESTONES

YEAR	EVENTS
1984	Founded in a living room by the husband-wife team of Sandy Lerner and Len Bosack. Router used for the first time to move information from one network to another.
1990	Cisco goes public.
1992	Plans a global supply network; outsources manufacturing and distribution.
1993	Acquires Crescendo, a low end LAN switch maker for \$ 100 million.
1994	Launches Cisco Connection Online website.
1995	John Chambers becomes the CEO and accelerates the acquisition strategy by acquiring four companies in the same year.
1996	Cisco moves into the WAN switch market, acquires Startcom for \$ 4.5 billion
1997	Cisco starts its global direct fulfillment system. Products are directly shipped by third party logistics partners from the manufacturer to the customer
1998	Cisco prepares to become a single vendor servicing the network arena. Enters into alliances with integration partners like KPMG and IBM to provide solutions.

Source: ICMR

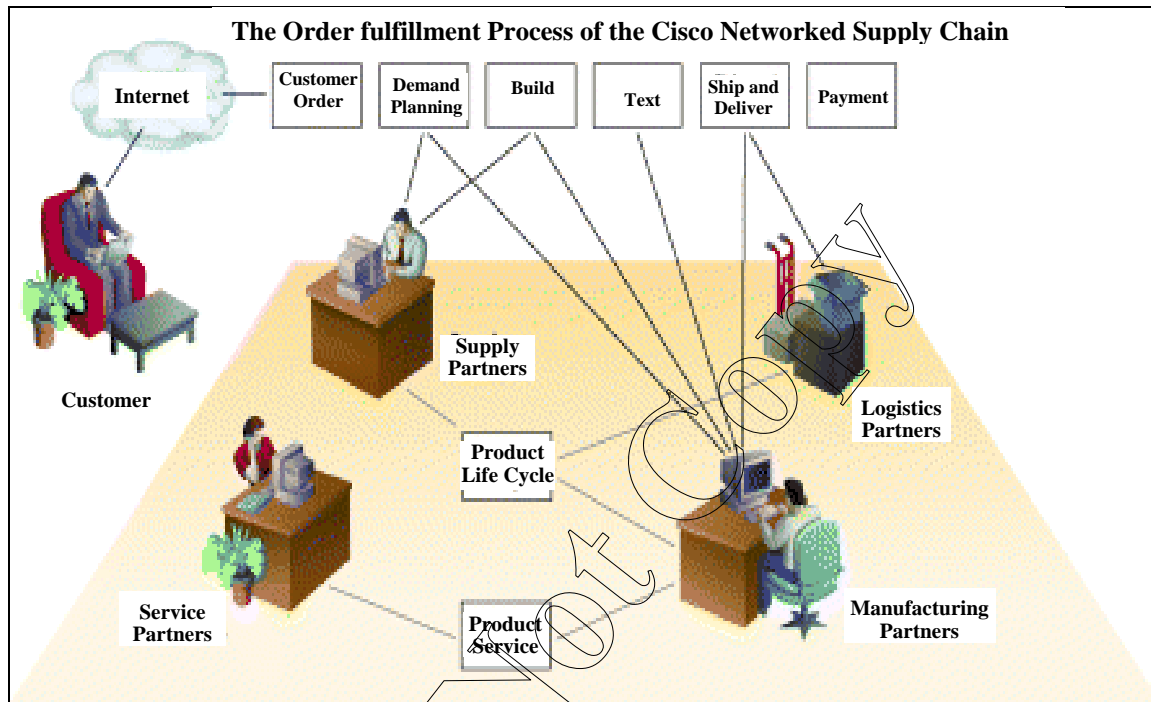
Encouraged by the success of its customer support site, Cisco launched Cisco Information Online in 1994. This online service offered not only company and product information but also technical and customer support to Cisco’s customers. By 1995, the company introduced applications for selling products or services on its website. The main idea behind this initiative was to transfer paper, fax, e-mail and CD-ROM distribution of technical documentation and training materials to the web, thus saving time for employees, customers and trading partners and besides broadening Cisco’s market reach.

In 1996, the company introduced a new Internet initiative called the ‘Networked Strategy’ to leverage its network for fostering interactive relationships with customers, partners, suppliers and employees. Cisco wanted to ensure enhanced customer satisfaction through online order entry and configuration. Customers’ order information flowed through the supply chain network, which consisted of Cisco employees, resellers, manufacturers, suppliers, customers and distributors. (Refer Figure I).

¹ Acronym for File Transfer Protocol – The most common way to download and upload files on the Internet. When a person downloads something from a shareware site, he/she is typically connected to an FTP site, and the computer and the server use FTP to send the file(s).

Orders from customers were stored in Cisco’s enterprise resource planning database and sent to contract manufacturers over the virtual private network (VPN²). Cisco’s suppliers could clearly see the order information as their own production schedule was connected to Cisco’s ERP system. According to the requirements, the suppliers shipped the needed components to the manufacturers and replenished their stocks. The business model aimed at enabling Cisco’s contract manufacturers to start manufacturing built-to-order products within 15 minutes of receiving an order.

FIGURE I
THE ORDER FULFILLMENT PROCESS



Source: www.cisco.com

Cisco gave top priority to order fulfillment and project management to achieve on-time delivery to customers. Third party logistics providers were plugged into Cisco’s database via the Internet. As a result, Cisco could, at any time provide customers with information regarding the status of their order. Direct fulfillment led to a reduction in inventories, labor costs and shipping expenses. Through direct fulfillment, Cisco saved \$ 12 million annually.

Cisco’s Internet linked supply chain network enabled the automatic testing of products from any of its locations worldwide. While earlier prototyping³ used to take weeks, Cisco engineers were now able to do the same within a matter of days. This was because prototyping could take place at the manufacturer’s site itself. After manufacturing, the product was connected to one of Cisco’s 700 servers worldwide. For a faulty product, the system would not print a shipping label. This prevented an invoice from being generated and consequently blocked payment.

² A Virtual Private Network is a private network that is actually part of a larger public network. VPN can be created on the Internet. VPN operates as a private network, accessible only to authorized users.

³ The prototyping model is a systems development method in which a prototype (an early approximation of a final system or product) is built, tested, and then reworked as necessary until an acceptable prototype is finally achieved from which the complete system or product can now be developed. This model works best when not all project requirements are known in detail ahead of time. It is an iterative, trial-and-error process that takes place between the developers and the users.

Because of rapid sharing of demand information across the supply chain, customers could receive products faster. To sum up, this networked supply chain:

- Ensured shorter engineering-to-production cycle times in order to increase market share.
- Ensured flexibility in designing, revamping and retiring products in response to market demand.
- Ensured product quality though major portions of the fulfillment process were outsourced.

Even though Cisco dealt with technically complex products like routers, it did not hesitate to hand over the manufacturing to a set of contract manufacturers. In order to ensure the quality of its products, Cisco relied on automatic testing. The company developed test cells on supplier lines and ensured that the test cells automatically configured test procedures when an order arrived. Cisco defined its core competence as product designing and delegated the rest - manufacturing, assembly, product configuration, and distribution – to its partners.

In August 1996, Cisco launched transactional facilities like product configuration and online order placement. These facilities were connected to its ERP systems. In the same year, Cisco upgraded its network infrastructure to better handle the increasing number of transactions. In mid-1997, it introduced dial-in access from desktop computers that allowed customers to place orders without accessing the Internet. In the same year, it also introduced customized business applications for its large customers. These applications resided inside the customers' corporate intranet and automated the ordering process by linking directly to Cisco's internal systems.

By the end of 2000, more than 75% of the orders for Cisco's products were being placed over the Internet. Aided by Cisco's Internet initiatives, the company's net sales grew at an impressive 78% compounded annual growth rate (CAGR), from \$ 2 billion in 1995 to \$ 9 billion in 1998. The company's fourth quarter revenues in 2000 were \$ 5.7 billion, up 61% from the same period in 1999. Operating profits also went up from \$ 710 million in 1999 to \$ 1.2 billion in 2000.

According to many analysts, the company's networking strategy had played a major role in its success over the years. Industry observers noted that ever since its inception, Cisco had demonstrated the power of networking and the benefits it could offer. Cisco owned just two of the 40 facilities that manufactured its products. It did not own the distribution system that delivered the products to its customers, but through its network of suppliers, distributors, partners, and resellers and customers, it successfully coordinated all the activities necessary to provide products to its customers on time.

In spite of an efficient supply chain network, Cisco ran into some problems. Cisco's partners⁴ typically worked out their supply-and-demand forecasts from multiple points in the company's supply chain. Transactions between suppliers and contract manufacturers were not always smooth. There were time lags in delivery and payment, and thus greater opportunity for error. As a result, suppliers were plagued by long order-to-payment cycles. In June 2000, Cisco discovered, to its alarm, that it was running short of some key components for some of its equipment.

Due to the shortage of components, shipments to customers were delayed by 3–4 weeks. Though demand for Cisco's products remained healthy, the revenues of customers who were used to delivery within two weeks were affected badly. Analysts felt that above experiences of customers were rather 'out of character' for a company that prided itself on its relationships with customers and even compensated many of its executives the basis of on customer satisfaction.

⁴ Management consultants, system integrators or Internet application providers.

THE CCO & ICS INITIATIVES

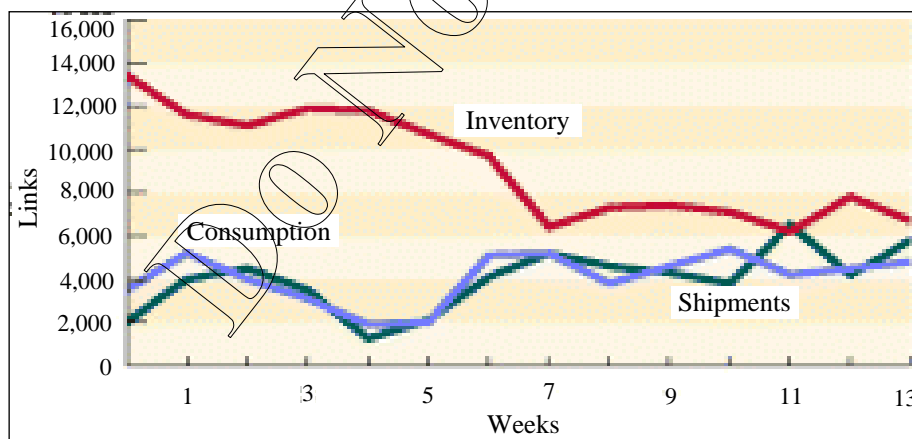
In order to address the above problems, Cisco revamped its supply chain management to reduce the long ordering cycles. The company launched Cisco Connection Online (CCO), which connected Cisco with all its suppliers and contract manufacturers online. As a result, when a customer placed an order, it was instantly communicated to all its suppliers and manufacturers. In most cases, a third party logistics company shipped the product to the customer.

CCO ensured increased co-ordination and connectivity between supply partners, thus reducing the operating costs of all constituents. Automated processes within the supply chain removed redundant steps and added efficiencies. For instance, changes in market demand were communicated automatically throughout the supply chain. This enabled the networked supply chain suppliers to respond appropriately.

CCO reduced payment cycles for suppliers and eliminated paper based purchasing. As a result, suppliers agreed to charge lower product markups. Consequently, Cisco saved more than \$ 24 million in material costs and \$ 51 million in labor costs annually.

CCO enabled Cisco’s contract manufacturers to find out the exact position of demand and inventory at any given point of time. As a result, they could manage replenishment of inventory with ease. This resulted in a 45% reduction in inventory (Refer Figure II) and a doubling of the inventory turnover. Cisco slashed the inventory holding of its suppliers and manufacturers and brought it down from 13,000 units (approx) to 6,000 units within 3 months.

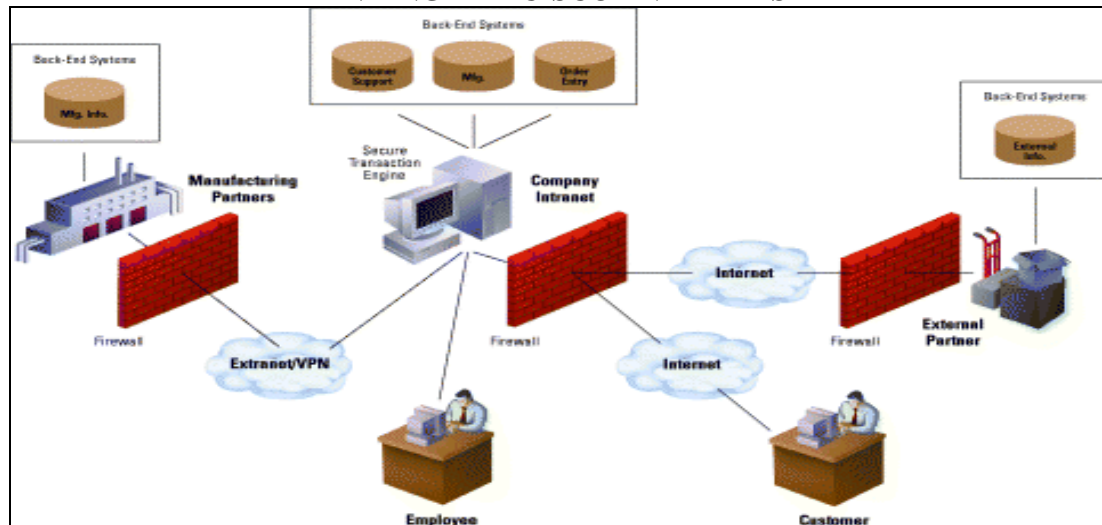
FIGURE II
INVENTORY LEVELS AT CISCO



Source: www.cisco.com

To get the most out of CCO, Cisco used intranets and extranets extensively. The extranet was used for communicating with suppliers, manufacturers, customers and resellers, while employees used the intranet for communicating about the status of orders. Thus, through an online information and communication system, Cisco linked suppliers, manufacturers, customers, resellers and employees seamlessly (Refer Figure III).

**FIGURE III
LINKING THE CISCO ENTERPRISE**



Source: www.cisco.com

However, some of Cisco’s large customers were not able to access CCO because it did not connect seamlessly to their back-end or electronic data interchange systems. These firms, typically telecom equipment distributors or network operators, lacked the time to visit the supplier websites to order the equipment they needed.

Cisco introduced the Integrated Commerce Solution (ICS) for these customers. ICS provided a dedicated server fully integrated into the customers’ or resellers’ Intranet and back end ERP systems. It facilitated information exchange between Cisco and them, besides speeding up transactions. It had all the e-commerce applications of CCO, with the additional capability of pulling order related data directly from Cisco’s back end ERP systems online. At the same time, as the server was integrated into the customers’ and resellers’ back-end ERP systems, the end users needed to enter the order information only once; this order was simultaneously distributed to both resellers and Cisco’s back-end systems, eliminating the need for double entry.

With these new Internet initiatives and sound financials for fiscal 2000 (Refer Exhibit I), Cisco seemed all set to register even higher growth figures. However in early 2001, the global IT business slowdown and the dotcom bust altered the situation. Reportedly, Cisco failed to foresee the changing trends in the industry and by mid 2001 had to cope with the problems of excess inventory. As a result, the company had to write off inventory worth \$ 2.2 billion in May 2001. Cisco blamed the problems on the ‘plunge in technology spending’, which Chambers called as unforeseeable as ‘a 100-year flood.’ Company sources revealed that if its forecasters had been able to see the downturn, the supply chain system would have worked perfectly.

THE PROBLEM AND THE REMEDY

Analysts felt that the flaws in Cisco’s systems had contributed significantly to the breakdown. During the late 1990s, Cisco had become famous for ‘being the hardware maker that did not make hardware.’ Its products were manufactured only by contract manufacturers and the company shipped fully assembled machines directly from the factory to buyers. This arrangement led to major troubles later on.

According to analysts, Cisco’s supply chain was structured like a pyramid, with the company at the central point. On the second tier, there were a handful of contract manufacturers who were responsible for final assembly. These manufacturers were dependent on large sub-tier companies

for components such as processor chips and optical gear. Those companies in turn were dependent on an even larger base of commodity suppliers who were scattered all over the globe. The communication gaps between these tiers created problems for Cisco. In order to lock-in supplies of scarce components during the boom period, Cisco ordered large quantities in advance on the basis of demand projections made by the company's sales force. To make sure that it got components when it needed them, Cisco entered into long-term commitments with its manufacturing partners and certain key component makers.

These arrangements led to an inventory pile-up since Cisco's forecasters had failed to notice that their projections were artificially inflated. Many of Cisco's customers had ordered similar equipment from Cisco's competitors, planning to eventually close the deal with the party that delivered the goods first. This resulted in double and triple ordering, which artificially inflated Cisco's demand forecasts. Cisco's supply chain management system failed to show the increase in demand, which represented overlapping orders. For instance, if three manufacturers competed to build 10,000 routers, to chipmakers it looked like a sudden demand for 30,000 machines. As Cisco was committed to honor its deals with its suppliers, it was caught in a vicious cycle of artificially inflated demand for key components, higher costs, and bad communication throughout the supply chain. Cisco's inventory cycle reportedly rose from 53.9 days to around 88.3 days.

According to analysts, Cisco's systems failed to model what would happen if one critical assumption – growth – was removed from their forecasts. They felt that if Cisco had tried to run modest declining demand models, then it might have seen the consequences of betting on more inventory. They felt that Cisco should not have assumed that there would be continuous growth.

Having realized these problems, Cisco began taking steps, to set things right. The company formed a group of executives and engineers to work on a 'e-Hub' remedial program. Work on eHub began in late 2000. The project was intended to help eliminate bidding wars for scarce components. According to Cisco sources, eHub was expected to eliminate the need for human intervention and automate the flow of information between Cisco, its contract manufacturers and its component suppliers. eHub used a technology called Partner Interface Process (PIP) that indicated whether a document required a response or not. For instance, a PIP purchase order could stipulate that the recipient's system must send a confirmation two hours after receipt and a confirmed acceptance within 24 hours. If the recipient's system failed to meet those deadlines, the purchase order would be considered null. This would help Cisco to find out the exact number of manufacturers who would be bidding for the order.

According to the eHub setup, Cisco's production cycle began when a demand forecast PIP was sent out, showing cumulative orders. The forecast went not only to contract manufacturers but also to chipmakers like Philips semiconductors and Altera Corp. Thus, overlapping orders were avoided and chipmakers knew the exact demand figure. eHub searched for inventory shortfalls and production blackouts almost as fast as they occurred.

However, work on eHub fell behind schedule due to its complexity and the costs involved. According to Cisco sources, the company originally planned to connect 250 contractors and suppliers by the end of 2001, but it could link only 60. It was reported that the number might rise to around 150 by mid 2002. Company sources said that eHub was just the first stage of its plans for automating the whole process of ordering and purchasing.

Meanwhile, the company's poor financial performance prompted analysts to comment that if the inputs were wrong, even the world's best supply chain could fail. They added that only the next boom phase in the IT business would prove the efficiency of eHub.

QUESTIONS FOR DISCUSSION:

1. 'Few companies have grasped the far-reaching importance of the new technologies for management better than Cisco Systems. Cisco could well provide one of the best road maps to a new model of management.' Study the networked supply chain concept as implemented by Cisco and critically comment on its efficacy.
2. Analyze why Cisco landed in financial trouble in the early 21st century. Would you agree that Cisco's problems were largely caused by inherent defects in the company's systems? Give reasons to justify your stand.

Do Not Copy

EXHIBIT I

CISCO – INCOME STATEMENTS

(in \$ million)

	1997	1998	1999	2000	2001
Net Income (Loss)	1,047	1,331	2,023	2,668	(1,014)
In-process R&D	508	594	471	1,373	855
Payroll Tax on Stock option Exs.	-	-	-	51	55
Acquisition related costs	-	-	16	62	-
Amortization of deferred stock based compensation	11	23	61	291	1,055
Net Gains on investments	(152)	(5)	-	(531)	(190)
Restructuring Costs		-	-	-	1,170
Excess Inventory Charge	-	-	-	-	2,249
Excess Inventory benefit	-	-	-	-	(187)
Income Tax effect	-	-	-	-	(1,062)
Proforma Net Income	1,421	1,876	2,517	3,914	2,086

Source: www.cisco.com

DO NOT COPY

ADDITIONAL READINGS & REFERENCES:

1. Weiss Phil, **Cisco-systems: what keeps this networking giant on top?** Motley Fool research report (web edition), March 6, 2000.
2. Weiss Phil, **The Cisco kid**, Motley Fool (web edition), March 7, 2000.
3. Serwer Andy, **There's something about Cisco**, Fortune, May 22, 2000.
4. Shinal John, **Cisco systems: A web profit prophet spread the word**, BusinessWeek e biz, September 18, 2000.
5. Viswanathan, Vidya & Gupta, Indrajit, **The network is the company**, Businessworld, April 2, 2001.
6. Kaihla Paul, **Inside Cisco's \$ 2 billion Blunder**, www.business2.com, March 2002.
7. www.cisco.com

DO NOT COPY